

YAMAHA S90 QUICK START: Using the S90 With an External Sequencer (Level: Intermediate)

In this guide the steps necessary to use the Mix mode of the S90 to play MIDI sequences from an external or computer based sequencer will be illustrated.

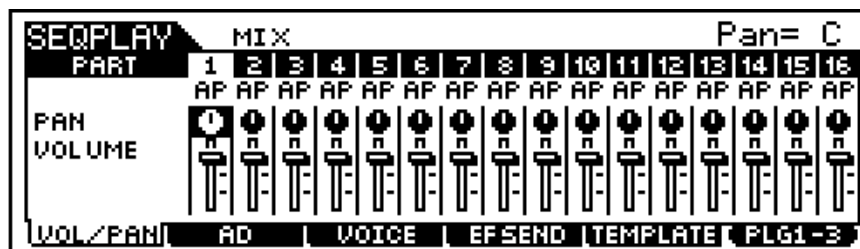
There are 2 ways to approach setting up to use the S90 with an external sequencer.

1. Have all the Program Changes and Control Changes for the initial setting for the sequence stored in a "Template" mix in the S90 or:
2. Have all the Program Changes and Control Changes for the initial setting in the sequence at the beginning of the song.

Either way the S90 must be in the Sequence Play mode to be able to receive and play multiple channels with different voices from an external sequencer.

To put the S90 in mix mode to prepare for use with an external sequencer:

- Push the [**SEQ PLAY**] button
- Push [**F6**] for MIX

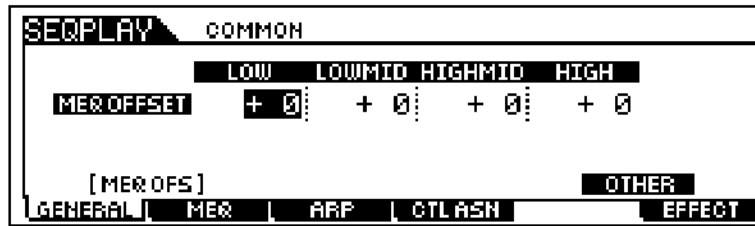


- Each of the 16 parts in a mix is set to and will play sequence data on the same numbered MIDI channel. The MIDI receive channel can be edited for each part.
- Buttons [**F1**] through [**F4**] correspond to the various MIXING parameters.

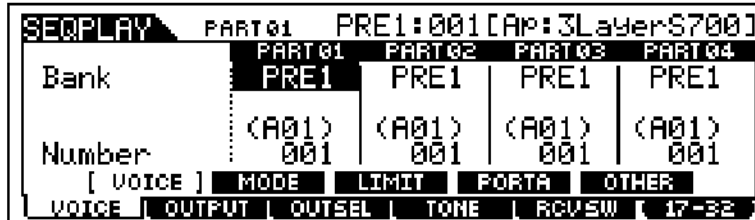


- Enter the (MIX) [**EDIT**] mode to further customize the mix. The two types of mix edit: COMMON and PART are accessed by the [**Drum Kits/Favorites/Common**] button and the [**1-16**] buttons* respectively. (*when [**Track Select**] is lit)

Indicates a Common Edit display.



Indicates a display for editing Part(s).



When all the parameters of a mix are programmed, it can be stored to a template memory with the "PUT" job. It is also possible to give each template a unique name.



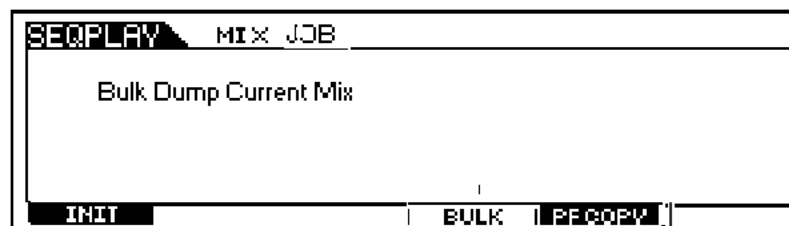
Template Number

Template Name

Pressing the [SF4] button lets you call up the template selected at left.

Press the [SF5] button lets you save the current setting to the template selected at left.

Enter [JOB] mode to bulk dump the mix to an external sequencer. This allows the mix to be sent/bulk dumped to and recorded at the beginning of a sequence to assure that the correct sounds are used.



Note: It is recommended that the bulk dump be recorded into a "Setup bar" or blank measure before and in front of any music data that will be transmitted to the synthesizer.